

ORDER FORM - OVOLO CASEMENT WINDOW

Invoice Name & Address:	Customer Ref:	Secured By Design <input type="checkbox"/> Doc Q compliant <input type="checkbox"/>
	Date Required:	
	Previous Quote No:	Part L Compliant Products: <input type="checkbox"/>
	Works Order No:	
Telephone:	Date Received:	

FRAME CONSTRUCTION - Externally Glazed System Outer: AW602 53x70mm Standard Sash: AW613 67mm Ext glazed Transom / Mullion: AW632 57mm

FRAME FINISH: White (RAL9910 gloss)* ☐ RAL: on White (RAL9910 gloss) ☐ RAL: on RAL: ☐ *RAL9910 Gloss is our standard White






GLAZING BEAD: Bevel **GASKET TYPE:** Black ☐ Anthracite Grey ☐

HANDLE TYPE & COLOUR: **STANDARD:** ☐ Colour: **CONTEMPORARY:** ☐ Handle Type: Colour: *Please see spec sheets on our website for handles styles & colours*

Item	O/All Size		Qty	Design No.	Mullion Break	Transom Drop	Glazing		Glass Description <i>(see note re lam glass)</i>	Spacer Bar Colour*	Add on/ Coupler	Cill Type	Cill Length**	Hinge Type		Hinge Guard	Slot Vent in 73mm Head
	Width	Height					U/G	D/G						Egr	Rest		
1																	
2																	
3																	
4																	
5																	

View all Windows from **OUTSIDE** – including Tilt & Turn Windows

**Std cill length = frame width +100mm

1	2	3	4	5
 <p>Floating Mullion Req'd <input type="checkbox"/></p> <p>Part F <input type="checkbox"/> Compliant Slot Vents</p>	 <p>Floating Mullion Req'd <input type="checkbox"/></p> <p>Part F <input type="checkbox"/> Compliant Slot Vents</p>	 <p>Floating Mullion Req'd <input type="checkbox"/></p> <p>Part F <input type="checkbox"/> Compliant Slot Vents</p>	 <p>Floating Mullion Req'd <input type="checkbox"/></p> <p>Part F <input type="checkbox"/> Compliant Slot Vents</p>	 <p>Floating Mullion Req'd <input type="checkbox"/></p> <p>Part F <input type="checkbox"/> Compliant Slot Vents</p>

Special Requirements:

Ordering Notes:

Glazing: 28mm glazing as standard. 26.8mm glazed units to be used if laminated glass req'd
***Spacer Bar:** Black warm edge spacer bar as standard.
Min/Max Heights: For size limitations see data sheets in the Technical section of our website.
Transom/Mullion: AW632 will be used on these windows
Cill Height: 25mm ****Cill sizes available:** 95 / 150 / 190mm
Locks: Shootbolt locking as standard
Frame Add On: 20mm. 40mm available for 70mm system only. **Coupler:** 15mm & 26mm available

Important:

Before ordering please ensure that you are familiar with our products and specifications as we will not accept responsibility for want of knowledge in the event that items manufactured do not meet with your requirements. This order cannot be accepted unless signed below.

Signed :